


LYONS C CLARINET FINGERING CHART p.1. - **Lower register** (below the 'break')

The fingering system for the Lyons C Clarinet is 'basic Boehm', i.e. identical to that of the standard Boehm clarinet but without duplicate keys.

Top back view





Speaker key (#8)

Thumb hole

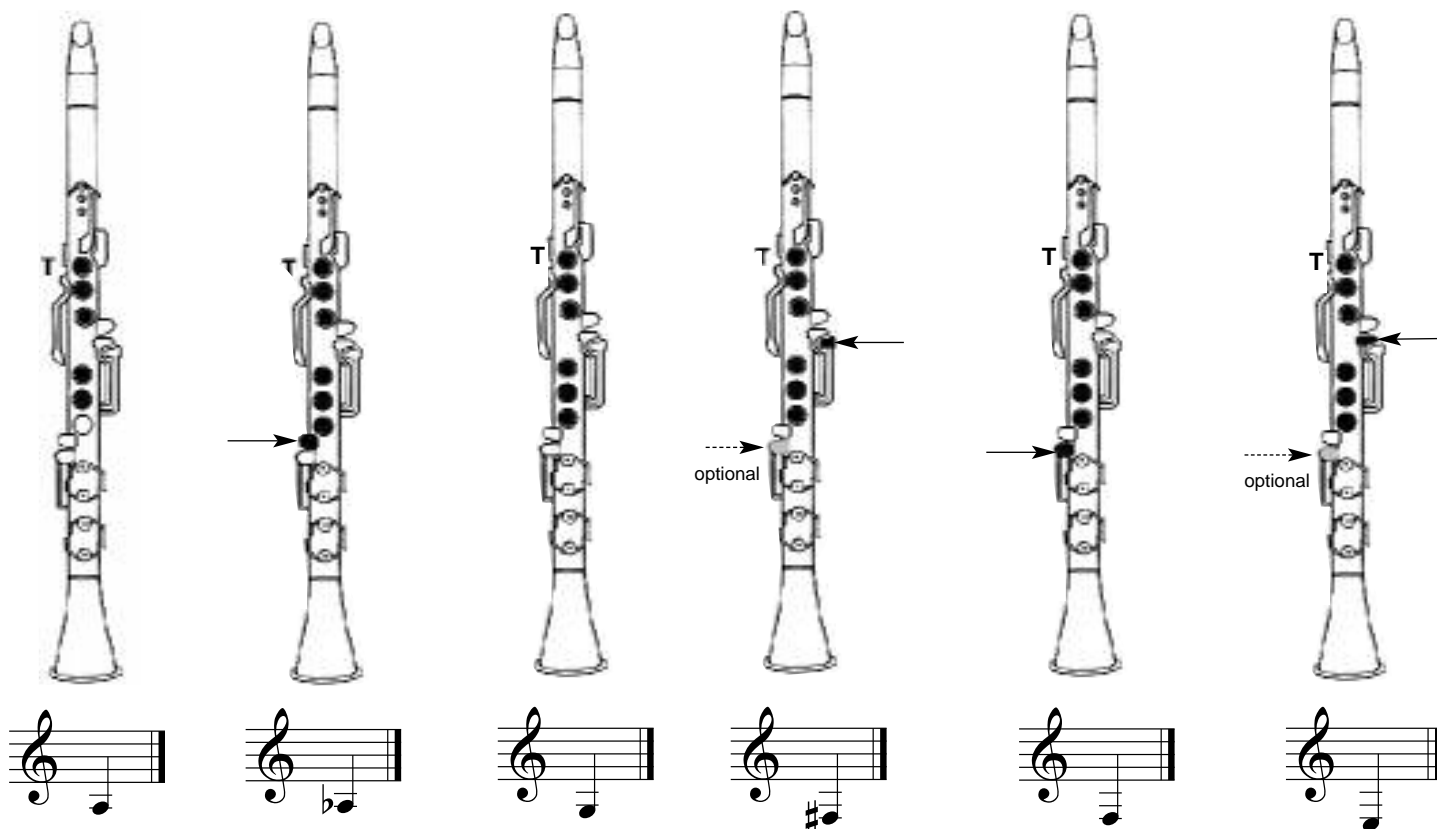
T = Cover back thumb hole

add
'Speaker'
key # 8

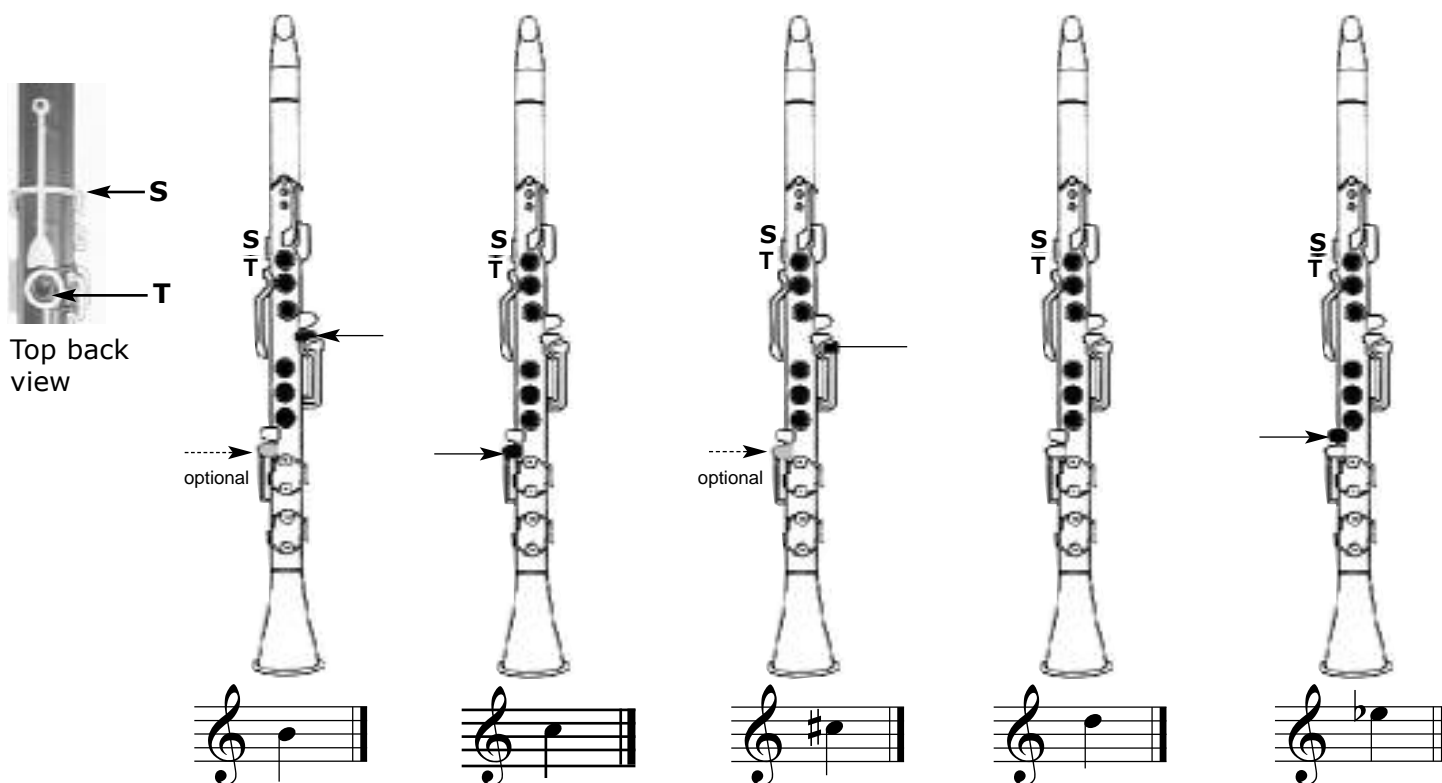


Next page: the rest of the low notes and the clarion register to G flat.

LYONS C CLARINET FINGERING CHART p.2. - lower and clarion registers

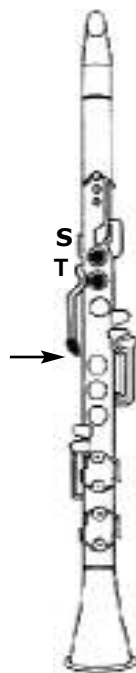
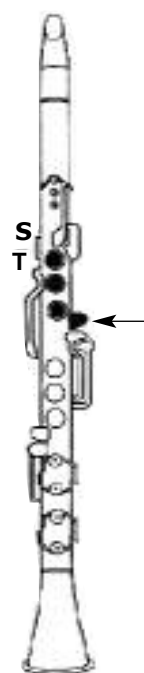


Clarion (middle) register - All notes in the clarion and top registers use the left thumb to cover the hole at the back (T) and, at the same time, to press the speaker key (S)



Next page: the rest of the clarion register to C.

LYONS C CLARINET FINGERING CHART p.3. - clarion register (continued)



Next page: top register to A.

LYONS C CLARINET FINGERING CHART p.4. - Top register





Diagram of a C clarinet showing fingerings for G4. The left hand fingers are: index on F4, middle on E4, ring on D4, and thumb on the thumb rest. The right hand fingers are: index on G4, middle on F4, ring on E4, and pinky on D4. The keys labeled 'S' and 'T' are the left and right thumb keys respectively.



Musical notation for G4 on a treble clef staff, showing a G note with a sharp sign.





Diagram of a C clarinet showing fingerings for A4. The left hand fingers are: index on F4, middle on E4, ring on D4, and thumb on the thumb rest. The right hand fingers are: index on G4, middle on F4, ring on E4, and pinky on D4. The keys labeled 'S' and 'T' are the left and right thumb keys respectively.



Musical notation for A4 on a treble clef staff, showing an A note.





Diagram of a C clarinet showing fingerings for Bb4. The left hand fingers are: index on F4, middle on E4, ring on D4, and thumb on the thumb rest. The right hand fingers are: index on G4, middle on F4, ring on E4, and pinky on D4. The keys labeled 'S' and 'T' are the left and right thumb keys respectively.



Musical notation for Bb4 on a treble clef staff, showing a B note with a flat sign.





Diagram of a C clarinet showing fingerings for B4. The left hand fingers are: index on F4, middle on E4, ring on D4, and thumb on the thumb rest. The right hand fingers are: index on G4, middle on F4, ring on E4, and pinky on D4. The keys labeled 'S' and 'T' are the left and right thumb keys respectively.



Musical notation for B4 on a treble clef staff, showing a B note.





Diagram of a C clarinet showing fingerings for C5. The left hand fingers are: index on F4, middle on E4, ring on D4, and thumb on the thumb rest. The right hand fingers are: index on G4, middle on F4, ring on E4, and pinky on D4. The keys labeled 'S' and 'T' are the left and right thumb keys respectively.



Musical notation for C5 on a treble clef staff, showing a C note.





Diagram of a C clarinet showing fingerings for D5. The left hand fingers are: index on F4, middle on E4, ring on D4, and thumb on the thumb rest. The right hand fingers are: index on G4, middle on F4, ring on E4, and pinky on D4. The keys labeled 'S' and 'T' are the left and right thumb keys respectively.



Musical notation for D5 on a treble clef staff, showing a D note with a sharp sign.





Diagram of a C clarinet showing fingerings for Eb5. The left hand fingers are: index on F4, middle on E4, ring on D4, and thumb on the thumb rest. The right hand fingers are: index on G4, middle on F4, ring on E4, and pinky on D4. The keys labeled 'S' and 'T' are the left and right thumb keys respectively.



Musical notation for Eb5 on a treble clef staff, showing an E note with a flat sign.





Diagram of a C clarinet showing fingerings for E5. The left hand fingers are: index on F4, middle on E4, ring on D4, and thumb on the thumb rest. The right hand fingers are: index on G4, middle on F4, ring on E4, and pinky on D4. The keys labeled 'S' and 'T' are the left and right thumb keys respectively.



Musical notation for E5 on a treble clef staff, showing an E note with a sharp sign.





Diagram of a C clarinet showing fingerings for F5. The left hand fingers are: index on F4, middle on E4, ring on D4, and thumb on the thumb rest. The right hand fingers are: index on G4, middle on F4, ring on E4, and pinky on D4. The keys labeled 'S' and 'T' are the left and right thumb keys respectively.



Musical notation for F5 on a treble clef staff, showing an F note.